



2013 QBE



Round 4 & 5 : Sydney Motorsports Park : August 1 - 4

SPORTS RACER

Race 3

Date: 04/08/13

Event: R32

Started at: 16:49:08

Laps: 19 Min + 1

Lap

Starters: 8

Printed at: 17:12

Weather: Mostly cloudy - Temp: 16.6C

Track: Dry - Temp: 24.6C

PROVISIONAL CLASSIFICATION

Pos	No	Name	Machine	Laps	Race Time	Behind	Fastest Lap	On Lap	Top Speed
1	56	Ben PORTER (NSW) / West Race Cars	West WR	14	20:55.822		1:28.278	12	223
2	2	Darren BARLOW (NSW) / AP Racing	Stohr WF1	14	20:58.151	2.329	1:28.094	13	218
3	18	Aaron STEER (SA) / West Race Cars	West WR	14	21:13.924	18.102	1:29.398	9	226
4	16	Mark SHORT (SA) / MSR Motorsport Fabrication	Prince LSR	14	21:16.680	20.858	1:29.864	11	223
5	8	Warren THOMPSON (WA) / Ultra Fast Karts	West WR	13	20:58.553	1 Lap	1:35.461	5	211
DNF	1	Adam PROCTOR (NSW) / AP Racing	Stohr WF1	4	6:44.513	10 Laps	1:28.997	2	211
DNF	61	Mark LAUCKE (SA) / Laucke Flour Mills	West WR	2	3:07.500	12 Laps	1:30.421	2	216
DNF	88	Gerrit RUFF (SA) / C.R.C. Industries	West WR	0		14 Laps			54

Fastest Lap was 1:28.094 by Darren BARLOW (NSW)

Current race lap record for SR class - 1:26.842 by Adam PROCTOR (NSW) on a Stohr WF1 set on 04/08/13

The results are provisional until the end of the time limit for protests and appeals.

Chief Time Keeper - Scott Laing

Clerk of Course - Paul Cansdale



Computime Race Timing Systems Pty Ltd © 1996


Licensed to Computime Race Timing Systems

www.computime.com.au

COMPUTIME RACE TIMING SYSTEMS PTY LTD

9 Timber Lane, Glen Waverley, Vic 3150. Ph : 0418 17 13 17

E-mail : scott@computime.com.au





2013 QBE



Round 4 & 5 : Sydney Motorsports Park : August 1 - 4

SPORTS RACER

Race 3

Date: 04/08/13

Event: R32

Started at: 16:49:08

Laps: 19 Min + 1

Lap

Starters: 8

Printed at: 17:12

Weather: Mostly cloudy - Temp: 16.6C

Track: Dry - Temp: 24.6C

PROVISIONAL LAP TIMES

No	Name	Lap 1	Lap 2	Lap 3	Lap 4	Lap 5	Lap 6	Lap 7	Lap 8	Lap 9	Lap 10
1	Adam PROCTOR (NSW)	1:38.501	1:28.997	1:29.525	2:07.490						
2	Darren BARLOW (NSW)	1:40.689	1:30.781	1:29.832	1:31.117	1:29.342	1:29.120	1:28.638	1:28.533	1:28.326	1:28.400
		10	1:28.210	1:28.101	1:28.094	1:28.968					
8	Warren THOMPSON (WA)	1:44.724	1:35.539	1:35.799	1:36.040	1:35.461	1:36.050	1:36.741	1:37.087	1:37.395	1:35.765
		10	1:36.102	1:35.737	1:36.113						
16	Mark SHORT (SA)	1:39.656	1:31.750	1:30.960	1:31.393	1:30.936	1:30.352	1:30.023	1:30.653	1:30.901	1:29.891
		10	1:29.864	1:30.029	1:29.928	1:30.344					
18	Aaron STEER (SA)	1:39.176	1:30.392	1:31.642	1:32.111	1:29.974	1:30.272	1:30.677	1:30.113	1:29.398	1:29.446
		10	1:30.022	1:29.773	1:29.879	1:31.049					
56	Ben PORTER (NSW)	1:39.736	1:29.960	1:28.526	1:28.837	1:29.275	1:29.163	1:29.175	1:29.120	1:29.400	1:28.841
		10	1:28.442	1:28.278	1:28.295	1:28.774					
61	Mark LAUCKE (SA)	1:37.079	1:30.421								

The results are provisional until the end of the time limit for protests and appeals.

Chief Time Keeper - Scott Laing

Clerk of Course - Paul Cansdale



Computime Race Timing Systems Pty Ltd © 1996


Licensed to Computime Race Timing Systems

www.computime.com.au

COMPUTIME RACE TIMING SYSTEMS PTY LTD

9 Timber Lane, Glen Waverley, Vic 3150. Ph : 0418 17 13 17

E-mail : scott@computime.com.au





2013 QBE



Round 4 & 5 : Sydney Motorsports Park : August 1 - 4

SPORTS RACER

Race 3

Date: 04/08/13

Event: R32

Started at: 16:49:08

Laps: 19 Min + 1

Lap

Starters: 8

Printed at: 17:12

Weather: Mostly cloudy - Temp: 16.6C

Track: Dry - Temp: 24.6C

PROVISIONAL SPLIT TIMES

Lap	Split 1	Split 2	Split 3	Lap Time	Lap	Split 1	Split 2	Split 3	Lap Time
1 Adam PROCTOR (NSW) (DNF)					10	28.769	39.864	27.132	1:35.765
1	34.487	38.428	<u>25.586</u>	1:38.501	11	28.571	39.963	27.568	1:36.102
2	<u>26.807</u>	<u>36.513</u>	25.677	<u>1:28.997</u>	12	<u>28.302</u>	40.179	27.256	1:35.737
3	26.919	36.776	25.830	1:29.525	13	28.523	40.215	27.375	1:36.113
4	27.709	50.439	49.342	2:07.490					
2 Darren BARLOW (NSW) (2nd)					16 Mark SHORT (SA) (4th)				
1	35.889	38.887	25.913	1:40.689	1	35.392	38.289	25.975	1:39.656
2	27.085	37.927	25.769	1:30.781	2	27.808	38.034	25.908	1:31.750
3	26.688	36.828	26.316	1:29.832	3	27.537	37.476	25.947	1:30.960
4	27.156	38.027	25.934	1:31.117	4	27.440	37.447	26.506	1:31.393
5	26.664	37.132	25.546	1:29.342	5	27.007	37.790	26.139	1:30.936
6	26.814	36.869	25.437	1:29.120	6	27.156	37.346	<u>25.850</u>	1:30.352
7	26.630	36.754	25.254	1:28.638	7	26.987	37.180	25.856	1:30.023
8	26.486	<u>36.412</u>	25.635	1:28.533	8	27.411	37.315	25.927	1:30.653
9	26.525	36.547	25.254	1:28.326	9	27.400	37.513	25.988	1:30.901
10	26.602	36.463	25.335	1:28.400	10	27.331	<u>36.700</u>	25.860	1:29.891
11	26.346	36.677	<u>25.187</u>	1:28.210	11	27.150	36.799	25.915	<u>1:29.864</u>
12	26.246	36.563	25.292	1:28.101	12	27.014	37.093	25.922	1:30.029
13	<u>26.227</u>	36.633	25.234	<u>1:28.094</u>	13	<u>26.967</u>	36.850	26.111	1:29.928
14	26.414	36.672	25.882	1:28.968	14	27.165	37.218	25.961	1:30.344
8 Warren THOMPSON (WA) (5th)					18 Aaron STEER (SA) (3rd)				
1	36.948	40.551	27.225	1:44.724	1	34.224	38.757	26.195	1:39.176
2	28.689	<u>39.317</u>	27.533	1:35.539	2	26.723	37.897	25.772	1:30.392
3	28.861	39.673	27.265	1:35.799	3	27.321	37.956	26.365	1:31.642
4	28.697	39.856	27.487	1:36.040	4	26.909	38.521	26.681	1:32.111
5	28.517	39.893	<u>27.051</u>	<u>1:35.461</u>	5	26.632	37.497	25.845	1:29.974
6	28.593	39.874	27.583	1:36.050	6	26.924	37.539	25.809	1:30.272
7	28.536	40.282	27.923	1:36.741	7	26.872	37.817	25.988	1:30.677
8	28.693	40.853	27.541	1:37.087	8	26.750	37.773	25.590	1:30.113
9	29.044	40.905	27.446	1:37.395	9	<u>26.602</u>	<u>37.146</u>	25.650	<u>1:29.398</u>
					10	26.631	37.297	<u>25.518</u>	1:29.446

Scott Laing

Chief Time Keeper - Scott Laing

Paul Cansdale

Clerk of Course - Paul Cansdale



Computime Race Timing Systems Pty Ltd © 1996


Licensed to Computime Race Timing Systems

www.computime.com.au

COMPUTIME RACE TIMING SYSTEMS PTY LTD

9 Timber Lane, Glen Waverley, Vic 3150. Ph : 0418 17 13 17

E-mail : scott@computime.com.au





2013 QBE



Round 4 & 5 : Sydney Motorsports Park : August 1 - 4

SPORTS RACER

Race 3

Date: 04/08/13

Event: R32

Started at: 16:49:08

Laps: 19 Min + 1

Lap

Starters: 8

Printed at: 17:12

Weather: Mostly cloudy - Temp: 16.6C

Track: Dry - Temp: 24.6C

PROVISIONAL SPLIT TIMES

Lap	Split 1	Split 2	Split 3	Lap Time	Lap	Split 1	Split 2	Split 3	Lap Time
11	26.605	37.323	26.094	1:30.022	8	26.698	36.919	25.503	1:29.120
12	26.658	37.526	25.589	1:29.773	9	26.786	36.884	25.730	1:29.400
13	26.709	37.500	25.670	1:29.879	10	26.743	36.622	25.476	1:28.841
14	27.010	38.103	25.936	1:31.049	11	26.692	36.314	25.436	1:28.442
					12	26.402	36.542	25.334	1:28.278
56 Ben PORTER (NSW) (1st)					13	26.579	36.439	25.277	1:28.295
1	35.597	38.538	25.601	1:39.736	14	26.582	36.847	25.345	1:28.774
2	26.571	37.630	25.759	1:29.960					
3	26.413	36.837	25.276	1:28.526	61 Mark LAUCKE (SA) (DNF)				
4	26.501	36.794	25.542	1:28.837	1	33.337	37.595	26.147	1:37.079
5	26.780	36.811	25.684	1:29.275	2	27.254	37.142	26.025	1:30.421
6	26.836	36.823	25.504	1:29.163					
7	26.795	36.874	25.506	1:29.175	88 Gerrit RUFF (SA) (DNF)				

The results are provisional until the end of the time limit for protests and appeals.

Chief Time Keeper - Scott Laing

Clerk of Course - Paul Cansdale



Computime Race Timing Systems Pty Ltd © 1996


Licensed to Computime Race Timing Systems

www.computime.com.au

COMPUTIME RACE TIMING SYSTEMS PTY LTD

9 Timber Lane, Glen Waverley, Vic 3150. Ph : 0418 17 13 17

E-mail : scott@computime.com.au





2013 QBE



Round 4 & 5 : Sydney Motorsports Park : August 1 - 4

SPORTS RACER

Race 3

Date: 04/08/13

Event: R32

Started at: 16:49:08

Laps: 19 Min + 1

Lap

Starters: 8

Printed at: 17:12

Weather: Mostly cloudy - Temp: 16.6C

Track: Dry - Temp: 24.6C

PROVISIONAL FASTEST LAPS SEQUENCE

Lap	Race Pos	No	Name	Machine	Fastest Lap	On Lap
1	1	61	Mark LAUCKE (SA)	West WR	1:37.079	1
2	1	1	Adam PROCTOR (NSW)	Stohr WF1	1:28.997	2
3	2	56	Ben PORTER (NSW)	West WR	1:28.526	3
9	2	2	Darren BARLOW (NSW)	Stohr WF1	1:28.326	9
11	2	2	Darren BARLOW (NSW)	Stohr WF1	1:28.210	11
12	2	2	Darren BARLOW (NSW)	Stohr WF1	1:28.101	12
13	2	2	Darren BARLOW (NSW)	Stohr WF1	1:28.094	13

The results are provisional until the end of the time limit for protests and appeals.

Chief Time Keeper - Scott Laing

Clerk of Course - Paul Cansdale



Computime Race Timing Systems Pty Ltd © 1996


Licensed to Computime Race Timing Systems

www.computime.com.au

COMPUTIME RACE TIMING SYSTEMS PTY LTD

9 Timber Lane, Glen Waverley, Vic 3150. Ph : 0418 17 13 17

E-mail : scott@computime.com.au





2013 QBE



Round 4 & 5 : Sydney Motorsports Park : August 1 - 4

SPORTS RACER

Race 3

Date: 04/08/13

Event: R32

Started at: 16:49:08

Laps: 19 Min + 1

Lap

Starters: 8

Printed at: 17:12

Weather: Mostly cloudy - Temp: 16.6C

Track: Dry - Temp: 24.6C

PROVISIONAL LAP SHEET

No	Lap Time	Gap	No	Lap Time	Gap	No	Lap Time	Gap	No	Lap Time	Gap
Lap 1			Lap 5			Lap 9			Lap 13		
61	1:37.079		56	1:28.837		56	1:29.400		56	1:28.278	
1	1:38.501	1.422	2	1:31.117	5.360	2	1:28.326	3.186	2	1:28.094	2.135
18	1:39.176	2.097	18	1:32.111	6.262	18	1:29.398	10.563	18	1:29.879	15.827
16	1:39.656	2.577	16	1:31.393	6.700	16	1:30.901	13.432	16	1:29.928	19.288
56	1:39.736	2.657	8	1:36.040	25.043	8	1:37.395	1:01.64	Lap 14		
2	1:40.689	3.610	1	2:07.490	37.454	56	1:28.841		56	1:28.774	
8	1:44.724	7.645	Lap 6			2	1:28.400	2.745	2	1:28.968	2.329
Lap 2			56	1:29.163		18	1:29.446	11.168	8	1:36.113	1 lap
1	1:28.997		2	1:29.120	5.384	18	1:29.446	11.168	18	1:31.049	18.102
61	1:30.421	.002	18	1:30.272	8.070	16	1:29.891	14.482	16	1:30.344	20.858
18	1:30.392	2.070	16	1:30.352	9.550	8	1:35.765	1:08.56			
56	1:29.960	2.198	8	1:36.050	38.116	Lap 10					
16	1:31.750	3.908	Lap 7			56	1:28.442				
2	1:30.781	3.972	56	1:29.175		2	1:28.210	2.513			
8	1:35.539	12.765	2	1:28.638	4.847	18	1:30.022	12.748			
Lap 3			18	1:30.677	9.572	16	1:29.864	15.904			
1	1:29.525		16	1:30.023	10.398	8	1:36.102	1:16.22			
56	1:28.526	1.199	8	1:36.741	45.682	Lap 11					
18	1:31.642	4.187	Lap 8			56	1:28.442				
2	1:29.832	4.279	2	1:29.120	5.384	2	1:28.210	2.513			
16	1:30.960	5.343	18	1:30.272	8.070	18	1:30.022	12.748			
8	1:35.799	19.039	16	1:30.352	9.550	16	1:29.864	15.904			
Lap 4			8	1:36.050	38.116	8	1:35.765	1:08.56			


The results are provisional until the end of the time limit for protests and appeals.

Scott Laing
Chief Time Keeper - Scott Laing

Paul Cansdale
Clerk of Course - Paul Cansdale



Computime Race Timing Systems Pty Ltd © 1996
Licensed to Computime Race Timing Systems
www.computime.com.au
COMPUTIME RACE TIMING SYSTEMS PTY LTD
9 Timber Lane, Glen Waverley, Vic 3150. Ph : 0418 17 13 17
E-mail : scott@computime.com.au





2013 QBE



Round 4 & 5 : Sydney Motorsports Park : August 1 - 4

SPORTS RACER

Race 3

Date: 04/08/13

Event: R32

Started at: 16:49:08

Laps: 19 Min + 1

Lap

Starters: 8

Printed at: 17:12

Weather: Mostly cloudy - Temp: 16.6C

Track: Dry - Temp: 24.6C

PROVISIONAL LAP CHART

Grid	1	2	3	4	5	6	7	8	9	10	11	12	13	14
1	61	1	1	56	56	56	56	56	56	56	56	56	56	56
61	1	61	56	2	2	2	2	2	2	2	2	2	2	2
18	18	18	18	18	18	18	18	18	18	18	18	18	18	18
88	16	56	2	16	16	16	16	16	16	16	16	16	16	16
16	56	16	16	8	8	8	8	8	8	8	8	8	8	8
8	2	2	8	1										
2	8	8												
56														
83														

The results are provisional until the end of the time limit for protests and appeals.

Scott Laing

Chief Time Keeper - Scott Laing


Paul Cansdale

Clerk of Course - Paul Cansdale



Computime Race Timing Systems Pty Ltd © 1996
Licensed to Computime Race Timing Systems
www.computime.com.au

COMPUTIME RACE TIMING SYSTEMS PTY LTD
9 Timber Lane, Glen Waverley, Vic 3150. Ph : 0418 17 13 17
E-mail : scott@computime.com.au





2013 QBE



Round 4 & 5 : Sydney Motorsports Park : August 1 - 4

**SPORTS RACER
PROVISIONAL ROUND POINTS**

SPORTS RACER

Pos	No	Name	Rnd 2 Race 1	Rnd 2 Race 2	Rnd 2 Race 3	Total
1		Aaron STEER (SA)	33	33	33	99
2		Darren BARLOW (NSW)	32	29	35	96
3		Mark SHORT (SA)	29	31	32	92
4		Warren THOMPSON (WA)	28	30	31	89
5		Adam PROCTOR (NSW)	38	38	0	76
6		Ben PORTER (NSW)	35	0	38	73
7		Mark LAUCKE (SA)	31	35	0	66
8		Gerrit RUFF (SA)	30	32	0	62

Chief Time Keeper - Scott Laing

Clerk of Course - Paul Cansdale



Computime Race Timing Systems Pty Ltd © 1996
Licensed to Computime Race Timing Systems

www.computime.com.au

COMPUTIME RACE TIMING SYSTEMS PTY LTD

9 Timber Lane, Glen Waverley, Vic 3150. Ph : 0418 17 13 17

E-mail : scott@computime.com.au





2013 QBE



Round 4 & 5 : Sydney Motorsports Park : August 1 - 4

**SPORTS RACER
PROVISIONAL SERIES POINTS**

SPORTS RACER

Pos	No	Name	Rnd 1 Qld	Rnd 2 Race 1	Rnd 2 Race 2	Rnd 2 Race 3	Total
1		Darren BARLOW (NSW)	98	32	29	35	194
2		Aaron STEER (SA)	93	33	33	33	192
3		Adam PROCTOR (NSW)	108	38	38	0	184
4		Mark LAUCKE (SA)	94	31	35	0	160
5		Warren THOMPSON (WA)	29	28	30	31	118
6		James WINSLOW (ENG)	111	0	0	0	111
7		Mark SHORT (SA)	0	29	31	32	92
8		Ben PORTER (NSW)	0	35	0	38	73
9		Craig PERRY (NSW)	63	0	0	0	63
10		Gerrit RUFF (SA)	0	30	32	0	62
11		Michael WHITING (SA)	59	0	0	0	59
12		Aaron THOMPSON (SA)	56	0	0	0	56

Chief Time Keeper - Scott Laing

Clerk of Course - Paul Cansdale



Computime Race Timing Systems Pty Ltd © 1996
Licensed to Computime Race Timing Systems

www.computime.com.au

COMPUTIME RACE TIMING SYSTEMS PTY LTD

9 Timber Lane, Glen Waverley, Vic 3150. Ph : 0418 17 13 17

E-mail : scott@computime.com.au

